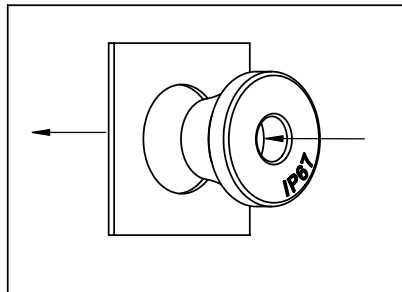
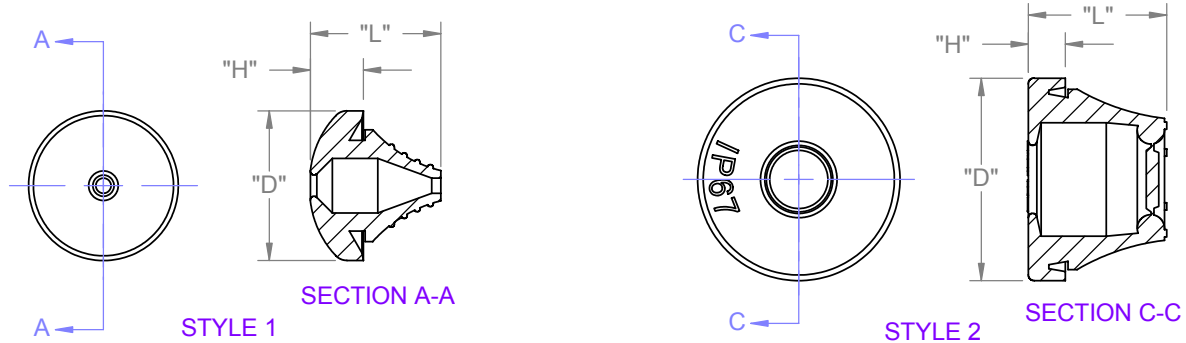
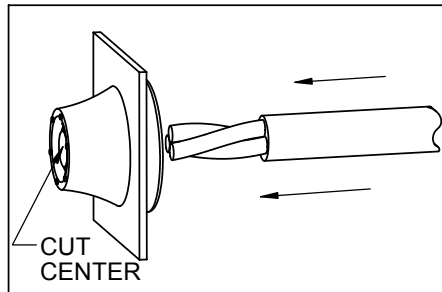


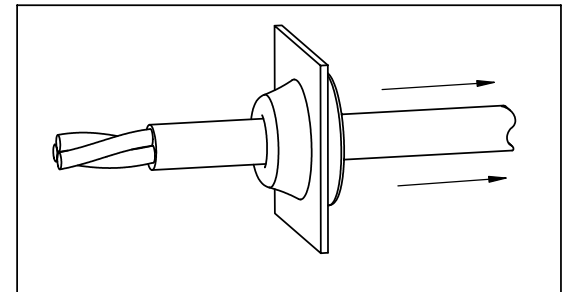
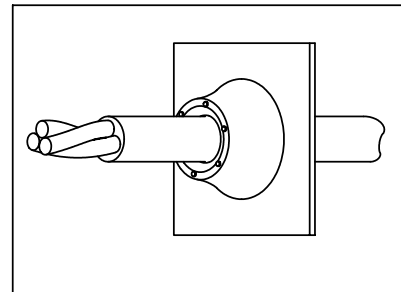
PART NUMBER	STYLE	COLOR	MATERIAL	PANEL HOLE SIZE	PANEL THICKNESS	CABLE SIZE	DIMENSION "D" REF.	DIMENSION "L" REF.	DIMENSION "H" REF.
LTG-199017	1	BLACK	RMS-125	.49±.01 [12.5±.25]	.02-.08 [0.5-2.0]	.12-.20 [3.0-5.0]	.78 [19.8]	.67 [17.0]	.28 [7.1]
LTG-39897	2	GREY	RMS-153	.63±.01 [16.0±.25]	.04-.16 [1.0-4.0]	.20-.26 [5.0-7.0]	.83 [21.0]	.74 [18.9]	.24 [6.2]
LTG-34715				.75±.01 [19.0±.25]	.04-.16 [1.0-4.0]	.26-.39 [7.0-10.0]	.94 [23.9]	.77 [19.6]	.24 [6.1]
LTG-34716				.91±.01 [23.0±.25]	.04-.16 [1.0-4.0]	.39-.55 [10.0-14.0]	1.10 [27.9]	.90 [22.9]	.26 [6.6]
LTG-43021				1.14±.01 [29.0±.25]	.04-.16 [1.0-4.0]	.55-.79 [14.0-20.0]	1.41 [35.8]	.96 [24.4]	.26 [6.6]



PRESS GROMMET INTO PANEL



CUT CENTER AS SHOWN AND INSERT CABLE THROUGH GROMMET



PULL BACK CABLE TO FORM SEAL

NOTES:  
1. PARTS CONFORM TO IP67 STANDARD.

REV.			TITLE: LIQUID TIGHT GROMMETS			DWG IN IN [MM]		FINAL		PRINT TYPE	
F	SEE ECN #1171 FOR CHANGES	SK 06/27/2006	CREATED USING SOLIDWORKS			FILE #: LTG	DWN: R.D.G.	APP: RDG	PART #		CA
E	SEE ECN #1137 FOR CHANGES	SJ 03/10/2006				SHEET: 1 OF 1		SHEET SIZE: A			
D	SEE ECN #1023 FOR CHANGES	SK 07/01/2005	TOLERANCES UNLESS NOTED .XX=±.010 .XXX=±.005 FRAC.=±1/64 ANG.=±1°			RE: RICHCO, INC.		RICHCO, INC. ENG@RICHCO-INC.COM (773) 539-4060		SEE TABLE	
C	SEE ECN #723 FOR CHANGES	SM 11/07/2003									
B	SEE ECN # 703 FOR CHANGES	SM 09/18/2003									
A	RELEASED FOR PRODUCTION	SM 07/11/2003									
	DESCRIPTION	ENGR. DATE									