

Board to Board Connectors

Board to Board Connectors .100/(2.54mm) Pitch Single Row Right Angle • Molded



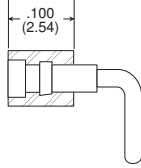

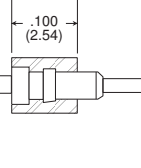


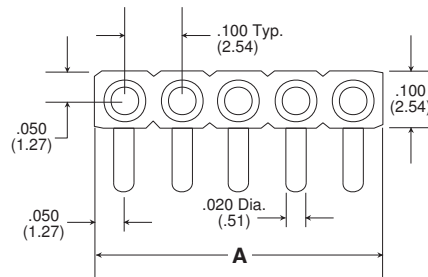
Table of Models

| | | |
|--------|--|---|
| Female |  <p>Description: Molded Single Row (RLSS) Material: High Temp. Liquid Crystal Polymer (LCP) Index: -40°C to 260°C (-40°F to 500°F)</p> |  |
| Male |  <p>Description: Molded Single Row (RLSA) Material: High Temp. Liquid Crystal Polymer (LCP) Index: -40°C to 260°C (-40°F to 500°F)</p> |  |

Dimensional Information

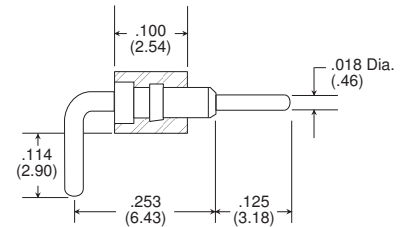
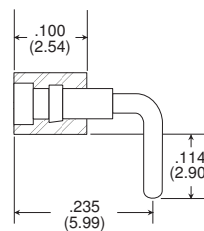
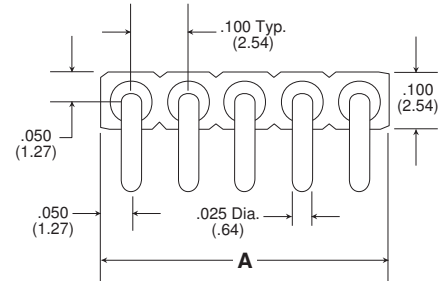
Female

RLSSXXX-160XX



Male

RLSAXXX-159X



$$A = \text{Pitch } .100/(2.54\text{mm}) \times \text{Number of Terminals in Row}$$

Features:

- High reliability method of interconnecting PCB to PCB.
- .018/(.46mm) diameter male pins.
- Screw-machined terminals with multi-finger contacts.

Specifications:

Terminals:

Brass - Copper Alloy
(C36000) ASTM-B-16

Contacts:

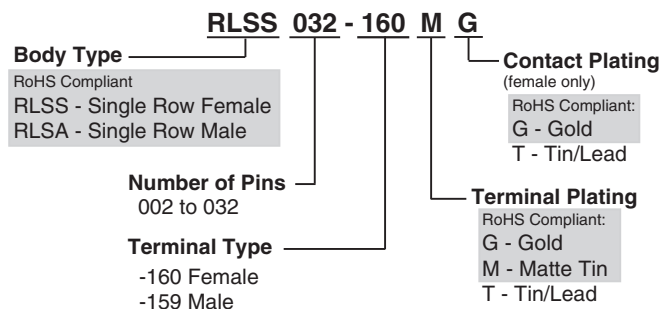
Beryllium Copper
(C17200) ASTM-B-194

Plating:

G - Gold over Nickel
M - Matte Tin over Nickel
T - Tin/Lead over Nickel

Gold per MIL-G-45204
Matte Tin per ASTM545-97
Tin/Lead per MIL-P-81728
Nickel per QQ-N-290

How To Order



Note: Terminals plated with Matte Tin are available only with Gold plated contacts.

Products shown covered by patents issued and/or pending. Specifications subject to change without notice.

inch/(mm)


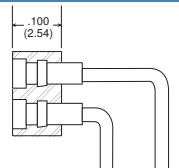

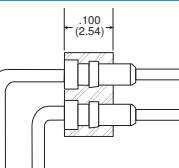


5 Energy Way, West Warwick, RI 02893 USA
Tel: 800.424.9850 | 401.823.5200
Fax: 401.823.8723
info@advanced.com | www.advanced.com
Cat. 16 Rev. 1

Board to Board Connectors

.100/(2.54mm) Pitch Dual Row Right Angle • Molded

Table of Models

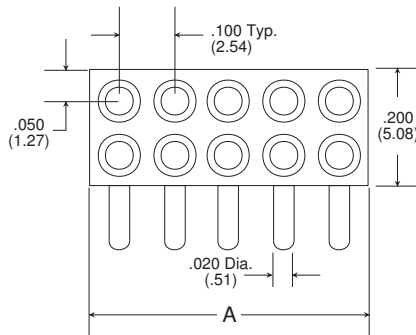
| | | |
|--------|--|--|
| Female |  <p>Description: Molded Dual Row (RLSS) Material: High Temp. Liquid Crystal Polymer (LCP) Index: -40°C to 260°C (-40°F to 500°F)</p> |  |
| Male |  <p>Description: Molded Dual Row (RLSA) Material: High Temp. Liquid Crystal Polymer (LCP) Index: -40°C to 260°C (-40°F to 500°F)</p> |  |

Dimensional Information

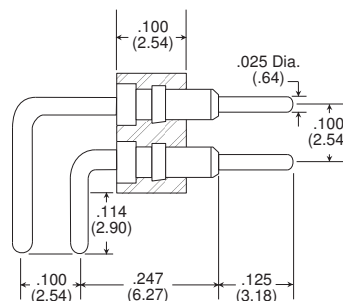
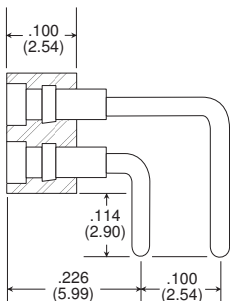
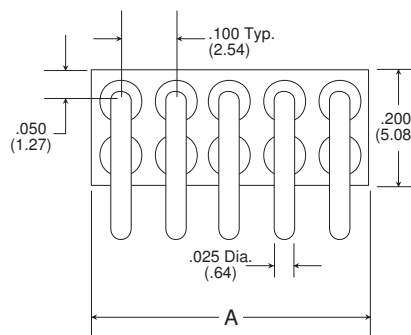
Female

Male

RLSSXXX-162XX

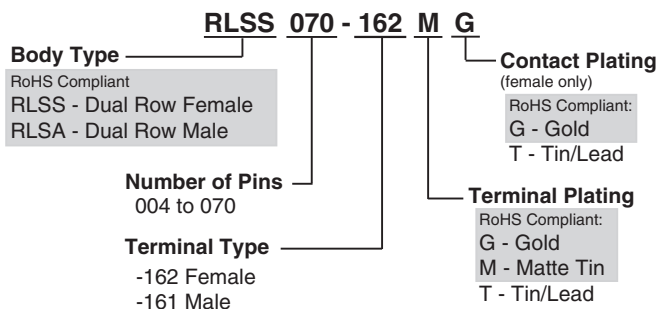


RLSAXXX-161X



A = Pitch .100/(2.54mm) x Number of Terminals in Row

How To Order




Note: Terminals plated with Matte Tin are available only with Gold plated contacts.

inch/(mm)

Products shown covered by patents issued and/or pending. Specifications subject to change without notice.

Board to Board Connectors



Features:

- High reliability method of interconnecting PCB to PCB.
- .025/(.64mm) diameter male pins.
- .100/(2.54mm) row to row pitch.
- Screw-machined terminals with multi-finger contacts.

Specifications:

Terminals:

Brass - Copper Alloy
(C36000) ASTM-B-16

Contacts:

Beryllium Copper
(C17200) ASTM-B-194

Plating:

G - Gold over Nickel
 M - Matte Tin over Nickel
 T - Tin/Lead over Nickel

Gold per MIL-G-45204
 Matte Tin per ASTM545-97
 Tin/Lead per MIL-P-81728
 Nickel per QQ-N-290



5 Energy Way, West Warwick, RI 02893 USA
 Tel: 800.424.9850 | 401.823.5200
 Fax: 401.823.8723
 info@advanced.com | www.advanced.com
 Cat. 16 Rev. 1