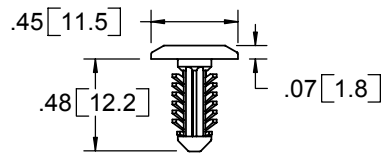
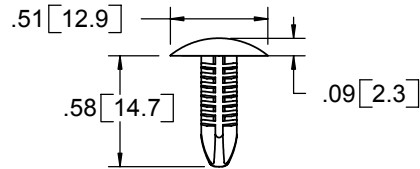


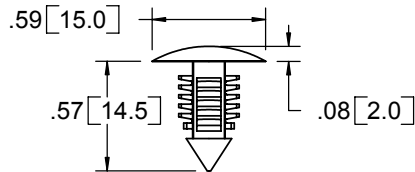
PART NO.	HOLE DIA. ±.003 (±0.08)	THICKNESS
BPF-A414	.185 (4.7)	.031-.118 (0.8-3.0)
BPF-F4410	.197 (5.0)	.059-.295 (1.5-7.5)
BPF-F2495	.276 (7.0)	.125-.236 (3.2-6.0)
BPF-F3T31	.197 (5.0)	.079-.394 (2.0-10.0)
BPF-F1G12	.276 (7.0)	.079-.591 (2.0-15.0)



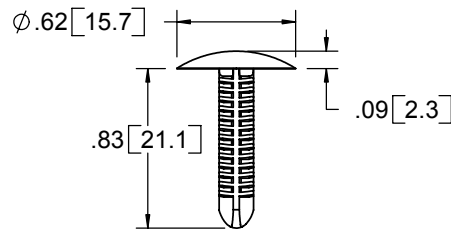
BPF-A414



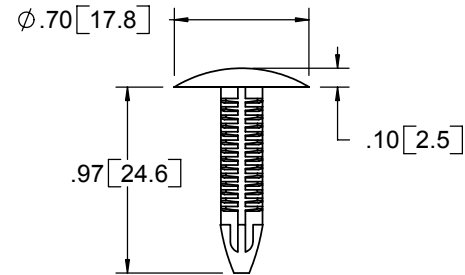
BPF-F4410



BPF-F2495



BPF-F3T31



BPF-F1G12

NOTES:

1. MATERIAL: GLASS FILLED NYLON 6/6, UL94 V-0 (RMS-49).
2. COLOR: BLACK.

TITLE: BARBED PUSH FASTENER			DWG IN IN [MM]		FINAL	
CREATED USING SOLIDWORKS			FILE #: BPF	DWN: SM	APP: -	
TOLERANCES UNLESS NOTED .XX=±.010 .XXX=±.005 FRAC.=±1/64 ANG.=±1°			SHEET: 1 OF 1	SHEET SIZE: A	DT: 03/11/03	CHKD: -
RE: RICHCO, INC.			RICHCO, INC. ENG@RICHCO-INC.COM (773) 539-4060		PART # SEE TABLE	
REV. DESCRIPTION ENGR. DATE					PRINT TYPE CA	

E	SEE ECN #1140 FOR CHANGES	SJ	03.14.06
D	COMPLETELY REDRAWN, SEE ECN # 594	SM	03.11.03
-	SEE ENGINEERING FOR REV. A-C	-	-
REV.	DESCRIPTION	ENGR.	DATE