




Peel-A-Way® Sheets of Sockets




How to Use:




1. Place Peel-A-Way® sheet of sockets onto PCB.



2. Send PCB and Peel-A-Way® sheet of sockets through soldering operation.



3. Peel away Peel-A-Way® carrier.



4. Free standing socket terminal for improved inspection, cleaning and dissipation of heat.

Features:

- Maximize your socket loading rate with sheets of sockets.
- This unique concept in terminal loading, features all of the standard advantages of Peel-A-Way® sockets plus an exceptionally fast PCB loading rate of terminals or socket positions.
- No expensive tooling or machinery is required. Just send your PCB or copy of artwork. Advanced will produce a finished sheet loaded with sockets and ready for your soldering operation.
- Cut out areas for loading caps, resistors, I.C.'s or other hardware may be incorporated into the sheet.

How to Order:

- Send artwork, PCB or blueprint drawing of PCB.
- Locate cutout requirements for high profile PCB components.
- Specify terminal type and plating combination (see pages 34-35 for detailed information.)