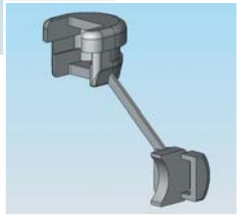
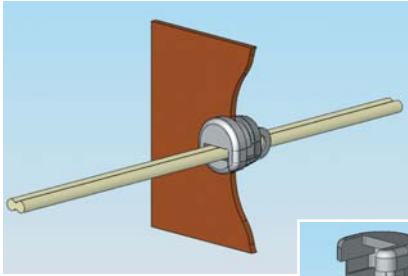


GROMMETS & BUSHINGS

SRB-F/R

Strain Relief Bushing



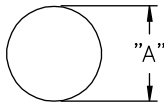
Features

- Absorbs the forces of push and pull that may be exerted on cords
- Each part can be mounted into two different mounting holes (Styles A & B shown below).
- SRPL-2 Tool is required for installation

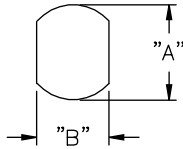


SRB Installation Tool Sold Separately
Part Number: SRPL-2

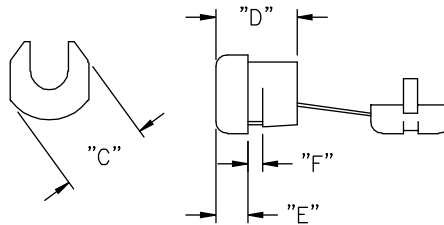
Mounting Holes Style A



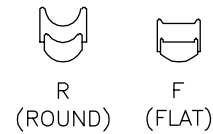
Style B Anti-Rotation Hole



Bushing Dimensions



Key-Contour Style



Note: SRB-F is for flat wires
SRB-R is for round wires

Material: Nylon 6/6, RMS-01 • Color: Black
Standard Pack: 500 per Bag

Part No.	Wires Accommodated	Approx. Wire Size	Mounting Holes		"C"	"D"	"E"	"F" Max. Panel Thickness
			"A"	"B"				
SRB-F-2	SP-1, SPT-1 #18/2	.11 X .21 (2.8 X 5.3)	.375 (9.53)	.345 (8.76)	.425 (10.80)	.410 (10.41)	.155 (3.94)	.062 (1.57)
	XT (CLOCKWIRE) #18/2	.09 X .18 (2.3 X 4.6)						
SRB-F-4	SP-2, SPT-2 #16/2 HPN #16/2	.161 X .30 (4.1 X 7.6)	.515 (13.08)	.465 (11.81)	.570 (14.48)	.500 (12.70)	.171 (4.34)	.100 (2.54)
	SP-2, SPT-2 #18/2 HPN #18/2	.15 X .28 (3.8 X 7.1)						
SRB-F-5	HPN #16/3	.16 X .37 (4.1 X 9.4)	.562 (14.27)	.530 (13.46)	.610 (15.49)	.600 (15.24)	.240 (6.10)	.130 (3.30)
	SPT-2 #18/3	.15 X .34 (3.8 X 8.6)						
	SPT-3 #16/2	.20 X .37 (5.1 X 9.4)						
	SPT-3 #18/2	.18 X .35 (4.6 X 8.9)						
SRB-F-7	SPT-1 #18/3	.19 X .30 (3.0 X 7.6)	.500 (12.70)	.456 (11.58)	.545 (13.84)	.401 (10.19)	.142 (3.61)	.071 (1.80)
	SPT-2 & HPN #18/2	.15 X .28 (3.8 X 7.1)						
SRB-R-5	SV, SVT #18/2"	.250 (6.35)	.515 (13.08)	.465 (11.81)	.560 (14.22)	.430 (10.92)	.165 (4.19)	.100 (2.54)
	SV, SVT #18/3	.265 (6.73)						
	HPD #16/2	.290 (7.37)						
	HPD #18/2	.270 (6.86)						
SRB-R-6	SJ, SJT, SJO #16/2	.325 (8.26)	.656 (16.66)	.570 (14.48)	.730 (18.54)	.680 (17.27)	.275 (6.99)	.125 (3.18)
	SJ, SJT, SJO #18/2	.300 (7.62)						
	SJ, SJT, SJO #16/3	.355 (9.02)	.687 (17.45)					
	SJ, SJT, SJO #18/3	.330 (8.38)						

UL Listed #E40234